



Micro GPS Patch Antenna Engines




Our antenna “engines” combine all the features of our ANPC-129 OnBoard Micro GPS Antenna with low noise amplifiers and filtering to create small, lightweight and versatile antennas. Antenna engines can be ordered with several interface and mounting options, and a cable assembly terminated in a choice of standard industry connectors.

Micro GPS Patch Antenna Model ANPC-130

Frequency:	1575 MHz ± 2 MHz
Antenna Gain: *	.75 dBic Typical @ Zenith
VSWR	1.2:1 Typical 1.5:1 Max
Filtering:	-25.5 dB Typical @ ± 50 MHz
Noise Figure	1.5 dB Max
Gain: *	26 dBic ± 2 dB
DC Power:	+5 VDC ± 0.5 VDC @ 20 mA Max.
Temperature:	-40° C to +105° C
Voltage Protection:	Zener diode limited

Micro GPS Patch Antenna Model ANPC-134

Frequency:	1575 MHz ± 2 MHz
Antenna Gain: *	.75 dBic Typical @ Zenith
VSWR	1.2:1 Typical 1.5:1 Max
Filtering:	-27 dB Typical @ ± 50 MHz
Noise Figure	1.5 dB Max
Gain: *	33 dBic ± 4 dB
DC Power:	+5 VDC ± 0.5 VDC @ 30 mA Max.
Temperature:	-40° C to +105° C
Voltage Protection:	Zener diode limited



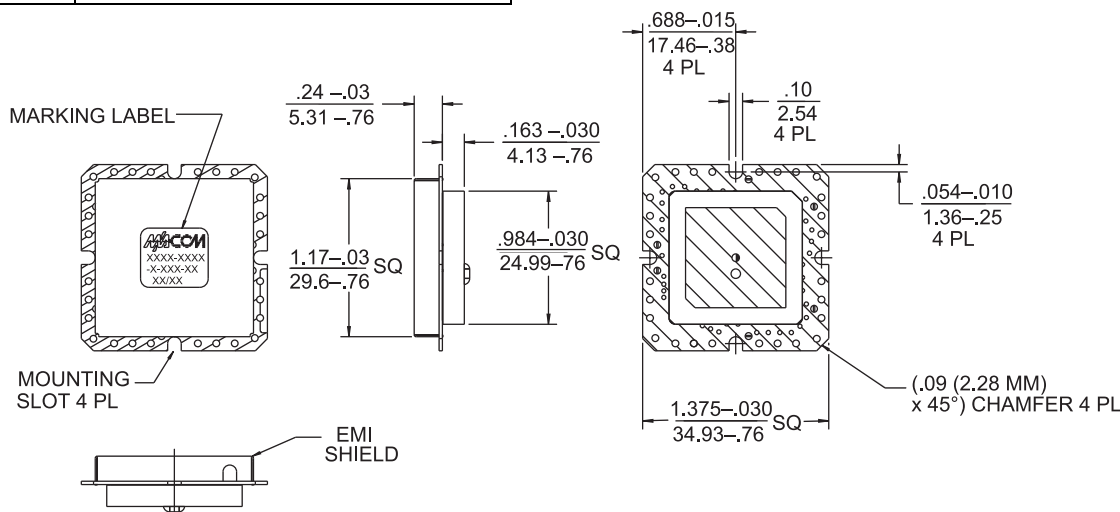
Connector Options

AMP:	Micro-Mini
SMB:	Jack, Plug, or Right Angle Female
OSX:	Male, Female, or Right Angle Jack
TNC:	Male or Female
N:	Male or Female
SMA:	Male or Female


Connector Options without cable:

AMP Micro-Mini
OSX: Male, Female, or Right Angle Jack

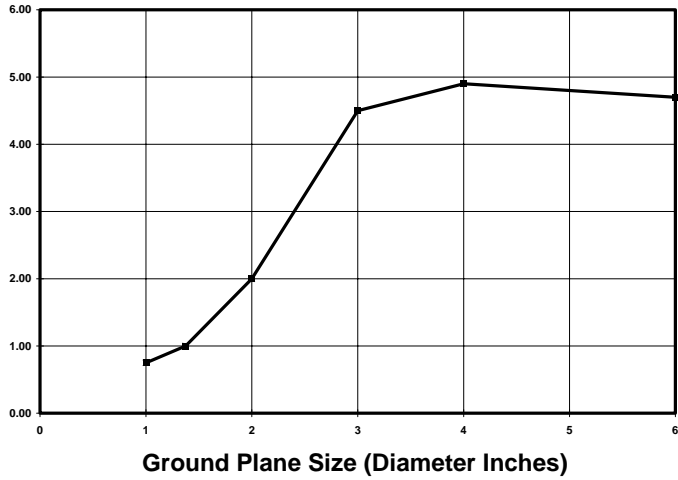
*Note: Cable Loss of approximately .42 dB/ft. not included.



V3.00



Antenna Zenith Gain vs Ground Plane Size
GPS Micro Patch Antennas



Typical Antenna Pattern (10 dB/division)

